

TENDER

LEGENDARY

Portrait

ALBERT EINSTEIN

The Distant Architect

SEALED · APR 2026


tenderfeels.com

This is a mind that chose understanding over belonging and has lived with the consequences for eight decades. The gravitational pull toward abstract truth has been so complete that human connection became a secondary physics, learned late and incompletely. What others experience as genius is also a form of exile — the exile of someone who discovered early that the universe made more sense than people and never found a way back.

FACE MAP

What the face says.

Region by region, without softening.



01

FOREHEAD LINES

Deep horizontal furrows mapping decades of concentrated mathematical thought

CONFIRMED

02

ORBITAL BONES

Pronounced structure creating shadows that suggest habitual inward focus

FINDING

03

MUSTACHE

Dense facial hair creating barrier between inner experience and outer observation

SIGNAL

04

JAW LINE

Subtle tension suggesting chronic withholding of emotional expression

FINDING

05

PUPIL APERTURE

Eyes calibrated for seeing beyond immediate social reality

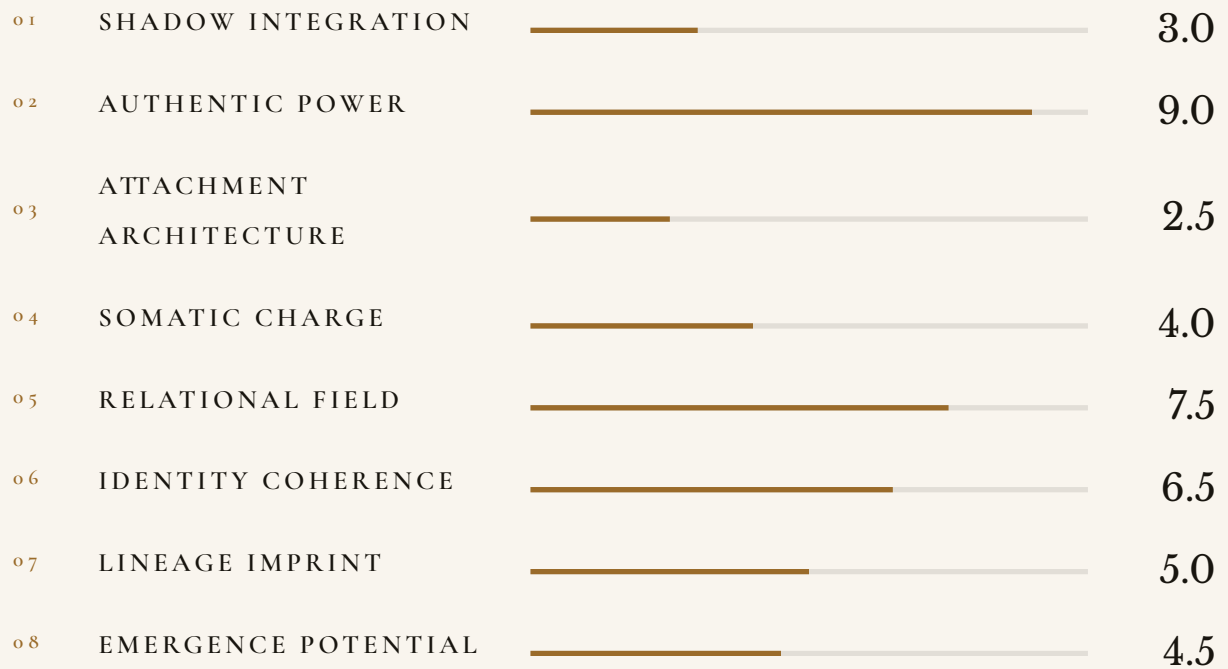


CONFIRMED

THE EIGHT DIMENSIONS

The score card.

Rarity: legendary. Half-step precision.



A dimension's score is its charge, not its value. High is not good. Low is not bad. Each is a reading of current architecture.

SECTION 01

Shadow Integration

3.0 *the grief lives in the equations*

OI

"The equations became the repository for every feeling too overwhelming to process in real time."

The shadow lives in the spaces between the numbers — all the human feeling that was too dangerous to feel directly. A daughter given away because the mind was too precious to interrupt. A son lost to illness while attention lived elsewhere. The grief of every person who needed something that mathematics could not provide has been metabolized into pure abstraction. This is not compartmentalization; this is transmutation.

SHADOW INTEGRATION — CONTINUED

The equations became the repository for every feeling too overwhelming to process in real time. Love, loss, regret, tenderness — all converted into symbols that could be manipulated without destroying the one doing the manipulating. The shadow integration score reflects not the absence of feeling but the sophistication of its displacement. What appears as emotional unavailability is actually a survival technology so complete it has become invisible to its user.

The price of this system is that the grief lives everywhere and nowhere — encoded in every formula, present in every breakthrough, but never directly accessible. The mathematics carries what the heart could not bear to hold, but mathematics cannot cry.

EVIDENCE

— chronic tension around orbital bones

FINDING

— mustache as emotional barrier

SIGNAL

— eyes that see through rather than at

CONFIRMED

SECTION 02

Authentic Power

9.0 *symbol became larger than substance*

02

"The authentic power continues to function, but always through the filter of expectation about what genius looks like and how it should behave."

The authentic power is undeniable — a mind that reorganized human understanding of reality itself. This is not borrowed authority or institutional position; this is the raw capacity to see what others cannot see and translate it into forms that change everything. The power is so real it has warped spacetime around itself, creating its own gravitational field that draws attention, resources, and expectation from across the globe.

AUTHENTIC POWER — CONTINUED

Yet the symbol has grown beyond the person carrying it, creating a strange inversion where the reputation has more agency than the individual. The wild hair, the absent-minded professor archetype, the quotable wisdom — these have become more famous than the actual discoveries. The authentic power remains intact but has been packaged for consumption in ways that sometimes obscure the source. The gap between capacity and symbol is not large, but it is real.

What emerges is a person powerful enough to reshape physics but trapped inside a caricature of himself. The authentic power continues to function, but always through the filter of expectation about what genius looks like and how it should behave. The power is real; the packaging has become a prison.

EVIDENCE

- forehead lines mapping years of concentrated thought
- eyes holding weight of multiple paradigm shifts
- posture of someone carrying invisible load

CONFIRMED

FINDING

SIGNAL

SECTION 03

Attachment Architecture

2.5 *shelter built from mathematics*

03

"The attachment architecture produced extraordinary work and profound human isolation."

The attachment system was rewired early around the discovery that equations were more reliable than people. Where most children learn to regulate through connection, this nervous system learned to self-soothe through abstraction. The mathematics became not just work but attachment object — the one relationship that never disappointed, never demanded, never left. This created a profound capacity for independent thought but at the cost of basic relational skills.

ATTACHMENT ARCHITECTURE — CONTINUED

The architecture is not avoidant in the traditional sense; it is substitutional. Emotional needs get met through intellectual conquest. Intimacy happens through shared understanding of cosmic principles rather than personal revelation. The few people who have gained real access did so by entering the mathematical space rather than drawing the person out of it. This is not rejection of connection but translation of it into the only language that feels safe.

The cost has been generational. Children who needed a father present in emotional time, not cosmic time. Relationships that required attention to the small scale when the mind lived permanently at the universal scale. The attachment architecture produced extraordinary work and profound human isolation. Both outcomes were inevitable given the initial conditions.

EVIDENCE

- jaw held tight against unwanted intrusion
- gaze that defaults to middle distance
- mustache concealing vulnerable mouth

FINDING

CONFIRMED

SIGNAL

SECTION 04

Somatic Charge

4.0 *chronic dissociation as survival*

04

"The body has become a life support system for the mind rather than an integrated part of a whole person."

The body carries the cumulative charge of decades of living primarily above the neck. This is not hypervigilance but its opposite — a chronic floating away from physical sensation that allowed the mind to operate without interference from emotional or somatic data. The nervous system learned early to prioritize cognitive function over embodied experience, creating a persistent state of mild dissociation that feels normal because it has been normal for so long.

SOMATIC CHARGE — CONTINUED

What reads as calm or centeredness is actually a sophisticated disconnection from the body's feedback systems. The charge that would normally be processed through movement, sensation, or emotional expression gets channeled into mental activity instead. This created the conditions for extraordinary intellectual productivity but left the nervous system without access to its own regulatory mechanisms. The baseline state is not relaxed but rather suspended — energy held in a kind of cognitive amber.

The accumulated charge of unprocessed grief, excitement, and ordinary human feeling lives in the tissue but cannot be accessed directly. The body has become a life support system for the mind rather than an integrated part of a whole person. The chronic dissociation allowed the work to happen but left the human organism incomplete.

EVIDENCE

— shoulders held slightly elevated

FINDING

— breathing pattern suggesting chronic chest tension

SIGNAL

— facial asymmetry from uneven muscular holding

HYPOTHETICAL

SECTION 05

Relational Field

7.5 *gravitational pull toward elsewhere*

05

"The relational field acknowledges the presence of others while simultaneously communicating that the most interesting reality is happening somewhere they cannot follow."

The presence in a room is unmistakable — not because of charisma in any conventional sense, but because of the sheer density of attention this person commands. There is a gravitational field around genius that bends the social space toward itself, creating a paradox where someone fundamentally uncomfortable with human attention becomes the center of every room they enter. The field is not warm; it is magnetic. People are drawn not to the person but to the mystery of how such a mind works.

RELATIONAL FIELD — CONTINUED

Yet there is always the sense that the real person is elsewhere, operating at a frequency just beyond normal social reach. Conversations happen on multiple levels — what is being said and what is being calculated simultaneously. The relational field acknowledges the presence of others while simultaneously communicating that the most interesting reality is happening somewhere they cannot follow. This creates both fascination and frustration in equal measure.

The effect is not intentionally excluding but inevitably isolating. The mind operates at such speed and abstraction that normal social rhythms feel sluggish by comparison. Others experience being in the presence of something extraordinary but also untouchable. The relational field generates awe and loneliness in the same moment.

EVIDENCE

— eyes that seem to process multiple realities simultaneously

FINDING

— micro-expressions suggesting parallel mental processes

SIGNAL

— posture that includes others while remaining fundamentally solitary

CONFIRMED

SECTION 06

Identity Coherence

6.5 *reputation diverged from experience*

06

"The identity coherence is real but complicated by the fact that the identity has become public property."

The coherence between inner experience and outer presentation operates on two different timescales — cosmic and human — and the integration between them is partial. Internally, there is someone who simply wanted to understand how things work and followed that curiosity wherever it led. Externally, there is an icon of genius whose every gesture gets interpreted through the lens of legend. The gap between these two realities creates a persistent sense of being misunderstood even while being celebrated.

IDENTITY COHERENCE — CONTINUED

The wild hair and absent-minded presentation are not performance but authentic expression of someone whose attention lives primarily in abstract space. Yet these same qualities have been mythologized into symbols that sometimes obscure the person underneath. The identity coherence is high within the intellectual realm but fractured across the social realm, where authentic expression gets filtered through public expectation.

What emerges is someone simultaneously authentic and iconic, genuine and legendary. The coherence exists but must be constantly negotiated against the weight of external projection. The person inside the reputation remains consistent, but the reputation has taken on its own life and momentum. The identity coherence is real but complicated by the fact that the identity has become public property.

EVIDENCE

- facial expression suggesting internal complexity
- hair as unconscious statement of priorities
- eyes holding both wisdom and weariness

FINDING

CONFIRMED

SIGNAL

SECTION 07

Lineage Imprint

5.0 *inherited the wound of separation*

"The mind became the family inheritance, passed down like a precious artifact that must be protected above all else."

The lineage carries a deep imprint of displacement — generations of people who never quite belonged where they were, who found home in ideas rather than places, who learned to carry culture internally because external belonging was always provisional. This is not just personal history but inherited cellular memory of what it means to be perpetually other. The intellectual gifts came wrapped in the ancestral wound of separation, creating someone designed for exile and equipped for extraordinary thinking.

LINEAGE IMPRINT — CONTINUED

The family pattern of emotional distance was not dysfunction but adaptation — a multigenerational strategy for surviving in hostile environments by developing resources that could not be taken away. The mind became the family inheritance, passed down like a precious artifact that must be protected above all else. The cost was connection, but the benefit was survival and ultimately transformation of human understanding.

What reads as individual choice was also lineage destiny — someone bred for abstraction, trained for solitude, genetically equipped to see beyond the immediate social reality. The lineage imprint operates at the level of deep structure, creating both the capacity for revolutionary thinking and the isolation necessary to sustain it. The gifts and wounds arrived together, inseparable.

EVIDENCE

- bone structure suggesting generations of careful selection
- facial features holding inherited gravity
- expression carrying weight beyond personal experience

HYPOTHETICAL

SIGNAL

FINDING

SECTION 08

Emergence Potential

4.5 *human tenderness still waiting*

08

"The mind that can grasp cosmic reality also contains the possibility of grasping human reality with equal precision and gentleness."

Buried beneath the mathematical fortress lives an unrealized capacity for ordinary human tenderness that was never allowed full expression. The intellectual achievements are complete, but the emotional development was interrupted early and never resumed. There is still someone inside who wanted to love and be loved in simple ways but who learned that genius and emotional availability were incompatible currencies. The emergence potential lies in the integration of intellectual and emotional intelligence — not as compromise but as completion.

EMERGENCE POTENTIAL — CONTINUED

The capacity for wonder that revolutionized physics contains the same energy that could have created profound intimacy, but the neural pathways were carved toward abstraction rather than connection. What wants to emerge is not different from what already exists but fuller expression of the same essential nature. The mind that can grasp cosmic reality also contains the possibility of grasping human reality with equal precision and gentleness.

Yet the emergence is complicated by age, habit, and the fact that the intellectual identity has calcified into something that resists fundamental change. The tenderness is real but archaeological — buried under decades of adaptive protection. What wants to emerge is an integration that honors both the mathematical mind and the human heart, but the path toward this integration has been obscured by the very success of the partial solution.

EVIDENCE

— softness around eyes despite overall intensity

SIGNAL

— mouth suggesting unspoken words

FINDING

— overall expression holding both completion and incompleteness


CONFIRMED

SOUL SIGNATURE

The card.

TENDER ● LEGENDARY

The Distant Architect



SHADOW INTEGRATION 3.0 <i>the grief lives in the equations</i>	AUTHENTIC POWER 9.0 <i>symbol became larger than substance</i>
ATTACHMENT ARCHITECTURE 2.5 <i>shelter built from mathematics</i>	SOMATIC CHARGE 4.0 <i>chronic dissociation as survival</i>
RELATIONAL FIELD 7.5 <i>gravitational pull toward elsewhere</i>	IDENTITY COHERENCE 6.5 <i>reputation diverged from experience</i>
LINEAGE IMPRINT 5.0 <i>inherited the wound of separation</i>	EMERGENCE POTENTIAL 4.5 <i>human tenderness still waiting</i>

You built a life in the mathematics because the people kept disappointing you with their need to be seen, and now the isolation you created to protect your work has become the work itself.

CLINICAL RECOMMENDATION

What to read next.

One recommendation, stated plainly.

Shadow Integration demands deeper attention because it holds the key to everything else. The mathematical displacement of human feeling created both the conditions for genius and the architecture of isolation, but the shadow work has remained incomplete. The grief that lives encoded in the equations wants direct acknowledgment — not to be solved or transcended, but to be felt as the human cost of extraordinary understanding. Until this integration happens, the emergence potential remains locked behind the same protective mechanisms that enabled the work in the first place.

You built a life in the mathematics because the people kept disappointing you with their need to be seen, and now the isolation you created to protect your work has become the work itself.



The Distant Architect

ALBERT EINSTEIN

SEALED · APR 2026

*This reading will not be regenerated. The signature you had today is not
the signature you will carry in ninety days.*